



19" TiRAX cabinet system

from page 3



19" NETcell cabinet system

from page 31



Open 19" racks

from page 43



Wall-mounting/stand-alone
distribution systems

from page 53



Wall-mounting enclosure
systems

from page 63



Air conditioning technology

from page 77



Power distribution system

from page 85



Cabinet monitoring

from page 101



Cable management

from page 105



Workstation systems

from page 109



General accessories/
distribution technology

from page 123




You can read more about products from the apra-group at www.apra-norm.com

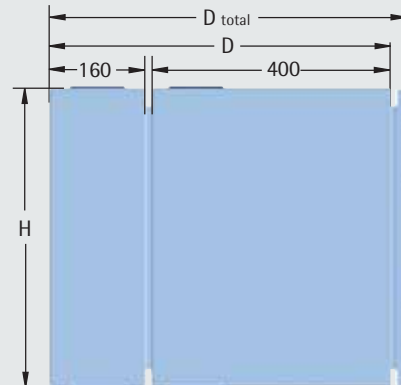


Technical information

3-piece wall-mounting pivot enclosure, unventilated




Front view



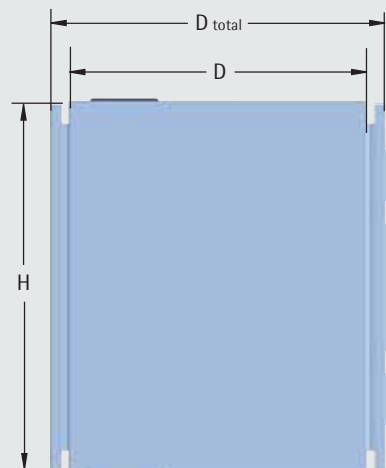
Side view

Installation depth: up to 400 mm
Load: up to 40 kg

2-piece wall-mounting enclosure, unventilated



Front view



Side view

Installation depth: for 400 mm up to 360 mm
for 600 mm up to 560 mm
Load: up to 50 kg

D: Nominal dimensions of enclosure depth
D_{tot}: Total depth (without lock)
H: Enclosure height

Application:
Variable use as wall, stand-alone and pivot enclosure for industrial use and in network areas

Material:
sheet metal

Finish:
RAL 7035 light grey

Delivery:
mounted as single unit



Complete solutions:

19" wall-mounting pivot enclosure, VARI 500, 3-part

- wall-mounting distribution enclosure with pivotable central part and internal lock for wall-mounting enclosure (ventilated from H=750 mm)
- 19" level front
- viewing door with toughened safety glass turning lever lock for profile half cylinder
- four breakouts for individual cable flange plate mounting

Please order cable flange plates separately (see page 59).

Dimensions (H x W x D):

H x 600 mm x 590 mm

Finish: RAL 7035 light grey

Delivery: mounted as single unit

H mm	U	D _{tot} mm	D mm	Order no.
350	6	590	570	500-201-06
500	9	590	570	500-201-09
600	12	590	570	500-201-12
750	15	590	570	500-201-15
900	18	590	570	500-201-18
1150	24	590	570	500-201-24

19" wall-mounting enclosure, VARI 500, 2-part

- basic enclosure (from H=750 mm ventil.)
- 19" level front
- viewing door with toughened safety glass turning lever lock for profile half cylinder
- detachable rear wall
- two breakouts for cable flange plates

Please order cable flange plates separately (see page 59).

Dimensions (H x W x D):

H x 600 mm x 400 mm

Finish: RAL 7035 light grey

Delivery: mounted as single unit

H mm	U	D _{tot} mm	D mm	Order no.
350	6	450	400	500-202-06
500	9	450	400	500-202-09
600	12	450	400	500-202-12
750	15	450	400	500-202-15
900	18	450	400	500-202-18
1150	24	450	400	500-202-24



19" wall-mounting enclosure, 3-part

Scope of delivery

Item	Pc.	Description
1	1	Wall-mounting encl. D=160 mm
2	1	Basic enclosure D=400 mm
3	1	Viewing door with turning lever lock

Item	Pc.	Description
4	2	Vertical mountings
5	1/2*	Locking system "Vari 500"
6	1	Screw set M 5 (50x)
7	1	Earthing kit

* From height H = 600 mm, 2 pcs in scope of delivery!



19" wall-mounting enclosure, 2-part

Scope of delivery

Item	Pc.	Description
1	1	Basic enclosure D=400 mm
2	1	Viewing door with turning lever lock
3	1	Rear wall

Item	Pc.	Description
4	1	Wall bracket set
5	2	Vertical mountings
6	1	Screw set M 5 (50x)
7	1	Earthing kit



500 • 19" wall-mounting enclosure **VARI 500**



Sample configuration

19" stand-alone distribution system 24 U

- front viewing door with turning lever lock for profile half cylinder
- rear door, solid
- cables can be entered from top and bottom
- 19" level front, 24 U, depth-adjustable
- cable entry base H = 100 mm with totally detachable panels

Please order cable flange plates separately (see page 59).

Dimensions (H x W x D):

1150 + 100 mm x 600 mm x 600 mm

Finish: RAL 7035 light grey

Delivery: assembled

Scope of delivery

Item	Pc.	Description
1	1	Basic enclosure, ventilated, H=1150 mm
2	1	Door, solid
3	1	Viewing door with turning lever pivot lock
4	2	19" vertical mountings 24 U
5	1	Base H=100 mm
6	1	Screw set M 5 (50x)
7	1	Earthing kit

Order no.

500-000-60



Sample configuration

VARI 500 "cool-box" 24 U

- basic enclosure, ventilated, H=1150 mm
*incl. cover plates for the perforated area
- front viewing door with turning lever lock for profile half cylinder
- rear door, solid
- break-out in the floor with covered foam rubber panel for cable entry
- 19" level front and back, 24 U, depth-adjustable
- cable entry base H = 100 mm with totally detachable panels
- top mounted cooling unit (output 410 W)

Please order cable flange plates separately (see page 59).

Dimensions (H x W x D):

1700 mm x 600 mm x 800 mm

Finish: RAL 7035 light grey

Delivery: assembled

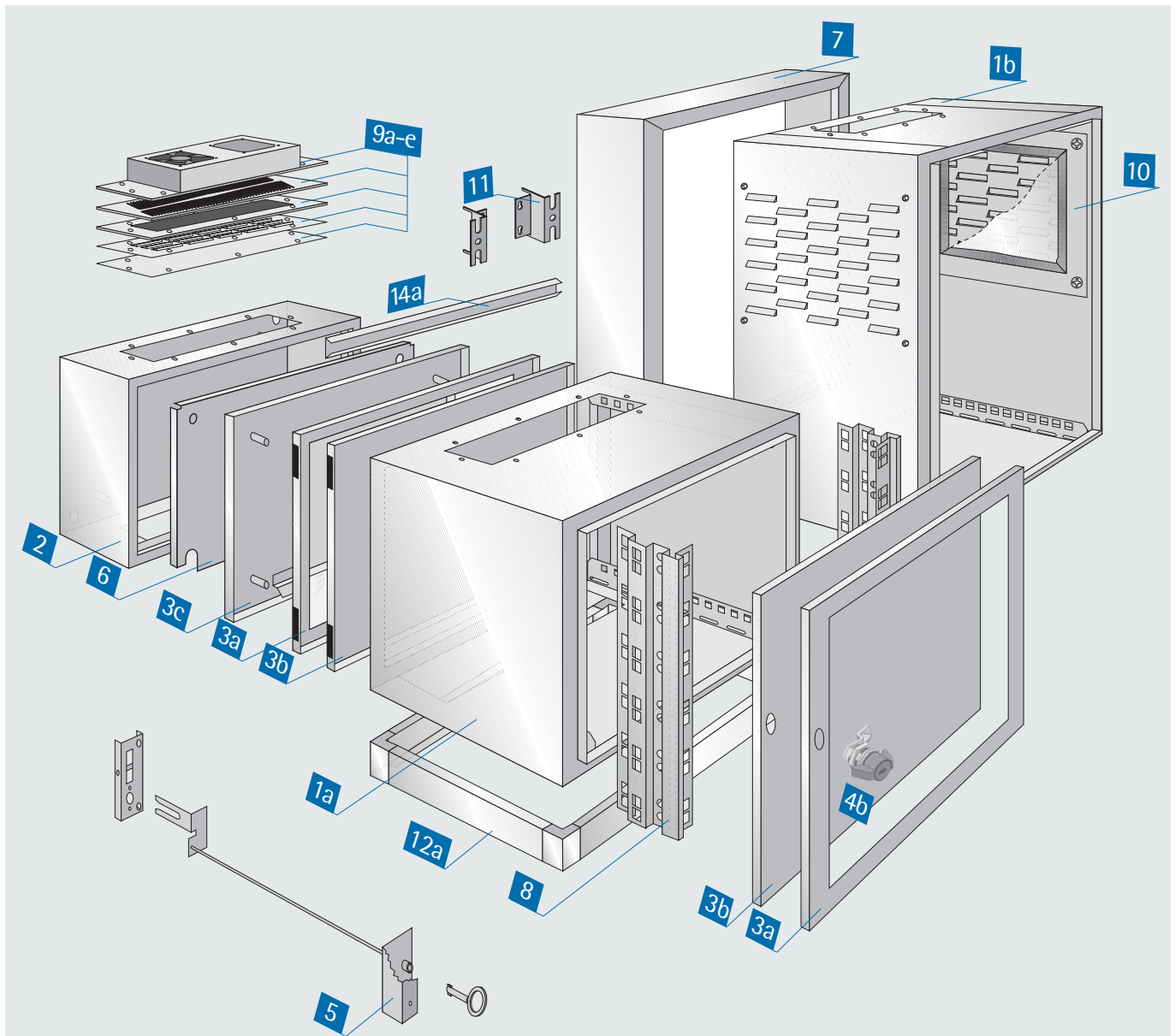
Order no.

500-000-89



Individual configuration:

Configure your own wall-mounting enclosure.
Select the enclosure components you want step by step:



Item	Description	Page
1a	Basic enclosure, solid	58
1b	Basic enclosure, ventilated	58
2	Wall-mounting enclosure	58
3a	Viewing door with toughend safety glass	58
3b	Door, solid	58
3c	Rear wall for basic enclosure	58
4a	Lock: Profile half cylinder	58
4b	Lock: pivoting lever lock	58
5	Locking system "VARI 500"	58
6	Mounting plate	59
7	Stacking frame	59
8	19" vertical mounting	59

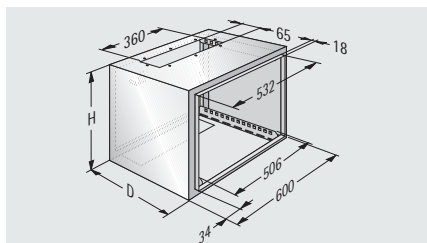
Item	Description	Page
9a	Ventilation unit	59
9b	Brush set	59
9c	Cable flange plate, solid	59
9d	Cable flange plate, ventilated	59
9e	Cable plate with rubber inset	59
10a	Cover pl. for the perfor. area	60
10b	Filter set for perforated area	60
11	Wall bracket set	60
12a	Base	60
12b	Castor set	60
12c	Adjusting feet set	60
13	Cable management bracket	60

Item	Description	Page
14a	Cable guard rail	60
14b	Cable clamp	60
15	Vertical support	61
16	Slide rail for basic enclosure	61
17a	19" shelf, fixed	61
17b	19" shelf "VARIplain"	61
17c	19" shelf, extractable	61
18	19" screw set M 5 / M 6	61
19	Earthing kit	61

The maximum vertical mounting clearance between two levels is D-40 mm. Please note this measurement when selecting your distribution system.



1a Basic enclosure, solid

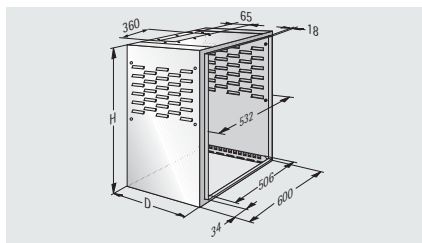


- cables can be routed from top and bottom

Finish: RAL 7035 light grey

Depth (D) mm	Height (H) mm	Order no.
400	350	500-062-00
	500	500-092-00
	600	500-122-00
600	350	500-063-00
	500	500-093-00
	600	500-123-00

1b Basic enclosure, ventilated

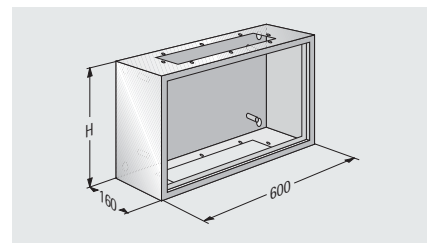


- cables can be routed from top and bottom

Finish: RAL 7035 light grey

Depth (D) mm	Height (H) mm	Order no.
400	750	500-152-00
	900	500-182-00
	1150	500-242-00
	750	500-153-00
600	900	500-183-00
	1150	500-243-00

2 Wall-mounting enclosure



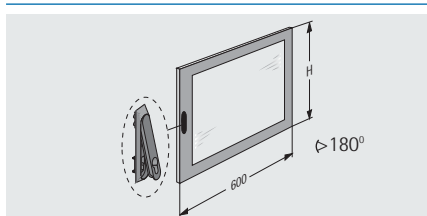
- 160 mm deep to build a 3-piece wall-mounting pivot enclosure

Finish: RAL 7035 light grey

The wall-mounted enclosure can only be combined with a 400 mm deep basic enclosure!

Height (H) mm	Order no.
350	500-060-00
500	500-090-00
600	500-120-00
750	500-150-00
900	500-180-00
1150	500-240-00

3a Viewing door with toughened safety glass

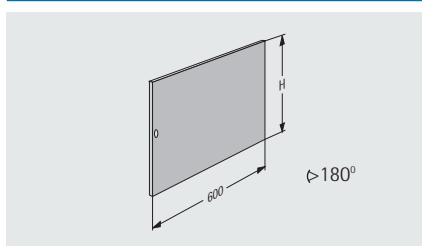


- Turning lever lock for profile half cylinder
- incl. profile half cylinder with "double-bit 5 mm" operation

Finish: RAL 7035 light grey

Height (H) mm	Order no.
350	500-005-00
500	500-008-00
600	500-011-00
750	500-014-00
900	500-017-00
1150	500-023-00

3b Door, solid

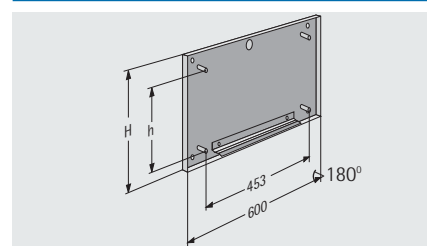


- incl. cam lock with "double-bit 5 mm" operation
- from H = 600 mm 2 locks

Finish: RAL 7035 light grey

Height (H) mm	Order no.
350	500-007-00
500	500-010-00
600	500-013-00
750	500-016-00
900	500-019-00
1150	500-025-00

3c Rear wall

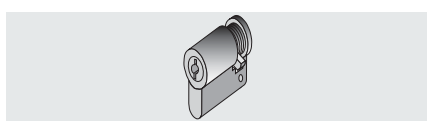


- for rear covering of the basic enclosure **1a**

Finish: RAL 7035 light grey

Height (H) mm	(h) mm	Order no.
350	200	500-226-00
500	350	500-229-00
600	450	500-232-00
750	600	500-235-00
900	750	500-238-00
1150	1000	500-244-00

4a Profile half cylinder



- Lock EK333
- for retrofitting in the turning lever lock of the viewing door **3a**

Order no.
676-062

4b Pivoting lever lock



- Lock EK333
- suitable for door, closed **3b** and rear wall **3c**

Order no.
676-197

4c Spare key

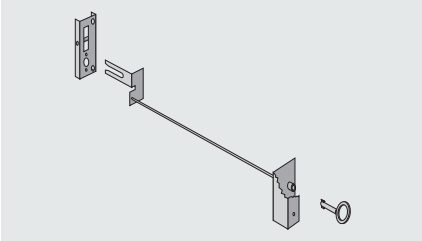


- Lock EK333
- for profile half cylinder or pivoting lever lock

Order no.
676-200



5 Locking system "Vari 500"



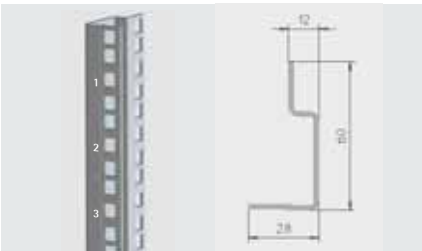
- for 3-piece wall-mounting pivot enclosure, (consisting of basic enclosure D = 400 mm and wall-mounting enclosure)

Finish: galvanised and blue passivated

From height H = 600 mm 2 locking systems required!

Order no.
676-362

8 19" vertical mounting

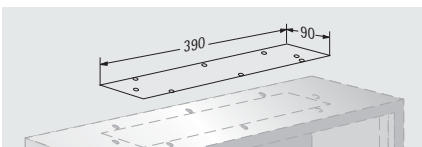


- in 25 mm grid step, adjustable backwards
- 1/2 19" punching (ASA)
- includes mounting material

Finish: galvanised

Height (H) mm	U	Order no.
350	6	500-306
500	9	500-309
600	12	500-312
750	15	500-315
900	18	500-318
1150	24	500-324

9c Cable flange plate, closed

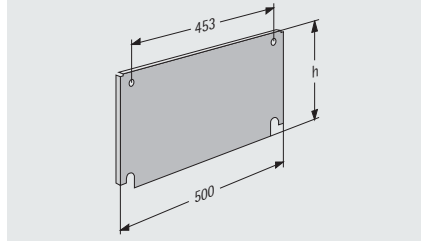


- for mounting on the cable entry opening
- individual break-throughs on request

Finish: RAL 7035 light grey

Order no.
500-131-00

6 Mounting plate

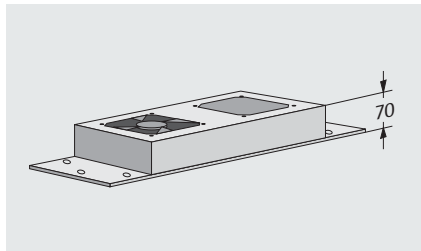


- for mounting on rear wall

Finish: galvanised

Height (H) mm	(h) mm	Order no.
350	230	500-106
500	380	500-109
600	480	500-112
750	630	500-115
900	780	500-118
1150	1030	500-124

9a Ventilation unit

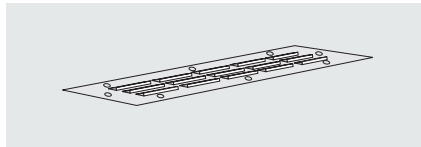


- for mounting on the cable entry opening
- ready to connect with fan on a pre-wired connecting terminal
- integrated thermostat
- protective grille on one side
- volume flow: 160 m³/h

Finish: RAL 7035 light grey

Description	Order no.
Ventilation unit	500-698-10
Expansion fan for self-mounting	230-803

9d Cable flange plate, ventilated

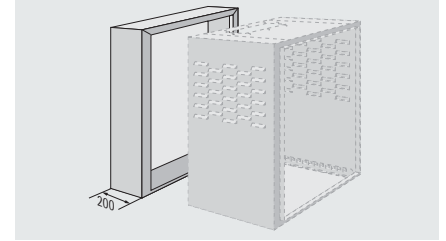


- for mounting on the cable entry opening
- with stamped ventilation slots

Finish: RAL 7035 light grey

Order no.
500-132-00

7 Stacking frame

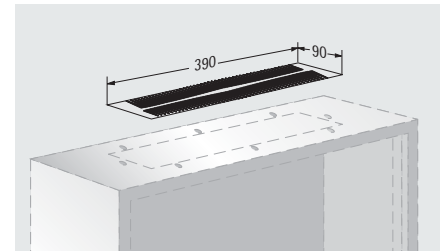


- used for deepening the basic enclosures to D=600 mm or 800 mm

Finish: RAL 7035 light grey

Height (H) mm	Order no.
350	500-061-00
500	500-091-00
600	500-121-00
750	500-151-00
900	500-181-00
1150	500-241-00

9b Brush set

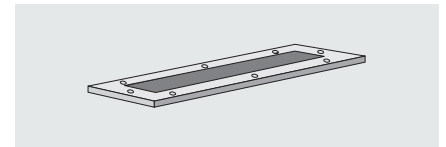


- for mounting on the cable entry opening

Material: plastic, black

Order no.
500-133-00

9e Cable plate with rubber inset



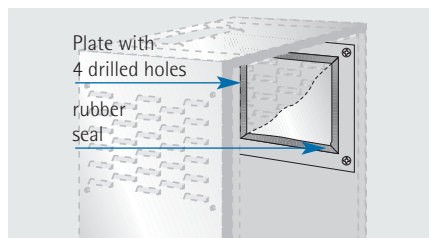
- for mounting on the cable entry opening

Finish: RAL 7035 light grey

Order no.
500-095-00



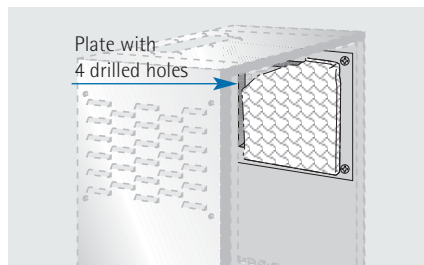
10a Cover plates for the perforated area



- suitable for basic enclosure, ventilated **1b**
 - set consists of 2 cover plates and self-adhesive seal
- Finish:** galvanised

Order no. (set)
500-024-10

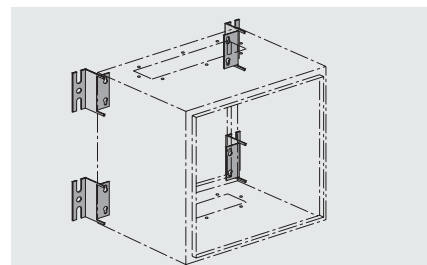
10b Filter set for perforated area



- suitable for basic enclosure, ventilated **1b**
- set consists of 2 filter covers

Order no. (set)
500-822-00

11 Wall bracket set

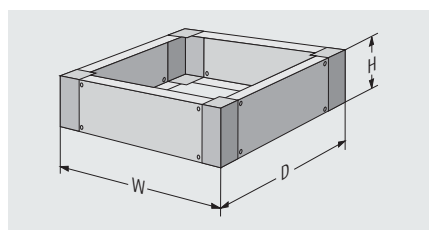


- enables wall-mounting of the basic enclosure **1** and the wall-mounted enclosure **2**
 - set consists of 4 brackets and mounting hardware
- Finish:** galvanised

Cannot be combined with rear door!

Order no. (set)
500-099

12a Base



- stable screw construction
 - panels can be individually detached, resulting in slight looping of cables
 - stackable
- Finish:** RAL 7035 light grey

Height (H) mm	Depth (D) mm	Order no.
100	400	500-327-10
100	600	500-327-00
100	800	500-327-20

12b Castor set

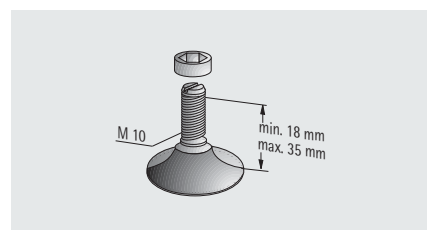


- to screw onto the basic enclosure **1**
- set consists of 4 steering rollers with bolt hole, of which 2 with parking brake
- height of rollers: 105 mm

Load capacity: 225 kg

Order no. (set)
500-330-10

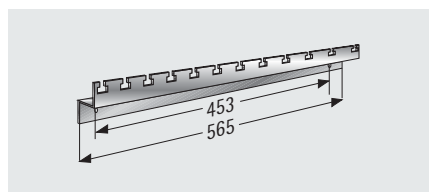
12c Adjusting feet set



- to screw onto the basic enclosure **1**
- set consists of 4 adjusting feet
- adjustment range: ca. 20 mm
- includes mounting material

Order no. (set)
500-550-00

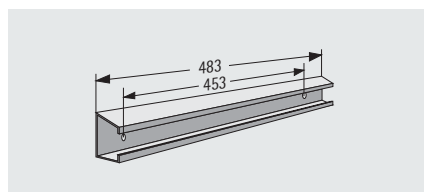
13 Cable management bracket



- for collating and strain relief of cables with cable clips
 - for transverse mounting, rear
 - includes mounting material
- Finish:** RAL 7035 light grey

Order no.
500-800-00

14a Cable guard rail



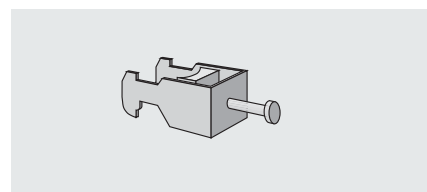
- for transverse mounting, rear
- for insertion of cable clamps

Finish: galvanised

Please order cable clamps separately

Order no.
500-100

14b Cable clamp

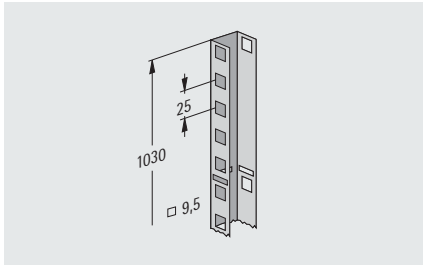


- to fit the cable guard rail **14a**

for cable diameter mm	Order no.
8-12	640-132
12-16	640-133
16-22	640-134



15 Vertical support



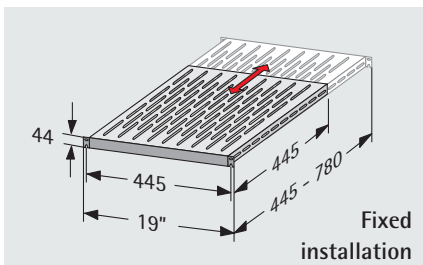
- for wall-mounted enclosure **2** or rear wall **3c**
- for height-adjustable fixing of cable guard rails

Finish: galvanised

The vertical support is to be cut to the length of the corresponding enclosure height.

Order no.
500-100-03

17b 19" shelf 1 U "fixed" VARIplain



- variable depth due to VARIplain technology
- telescopic: 445 - 780 mm (see diagram)
- simple one-person assembly through open long hole in the 19" front (hook-in)
- **only suitable for enclosures with a depth of at least 600 mm**

Finish: RAL 7035 light grey

Material: sheet metal

Dimensions (H x W x D):

1 U (44 mm) x 19" (482.6 mm) x 445 mm

Floor space (w x d):

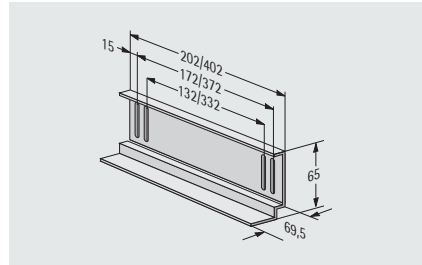
445 mm x (445 mm-780 mm)

Load capacity:

150 kg (distributed load/static)

Order no.
316-036-99

16 Slide rail for basic enclosure



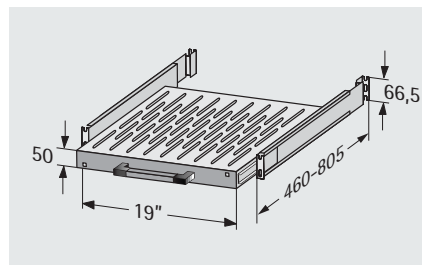
- slide rails are mounted to the 19" vertical mounts
- to support heavy plug-in units
- two 19" levels are required for mounting

Finish: galvanised

Load capacity: 50 kg/pair

For enclosure depth (D) mm	Order no. (pair)
400	312-543
600	312-544

17c 19" shelf 1.5 U "extractable"



- variable-depth installation
- extraction length 500 mm
- simple one-person assembly
- two 19" levels are required
- **only suitable for enclosures with a depth of at least 600 mm**

Finish: RAL 7035 light grey

Material: sheet metal

Dimensions (H x W x D):

1.5 U (66.5 mm) x 19" (482.6 mm) x

465 mm

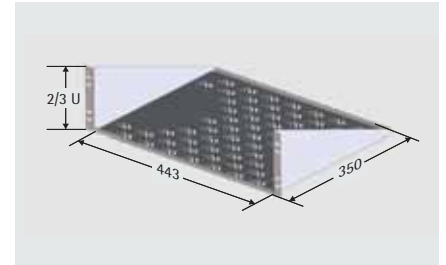
Floor space (w x d):

410 x 465 mm

Load capacity: 60 kg (distributed load)

Order no.
318-141-00

17a 19" shelf, fixed



- simple assembly on a 19" grid (only one 19" level required)
- ventilated

Finish: RAL 7035 light grey

Material: sheet metal

Load capacity: 15 kg (distributed load)

Height	Order no.
2 U	315-810-20
3 U	315-810-00

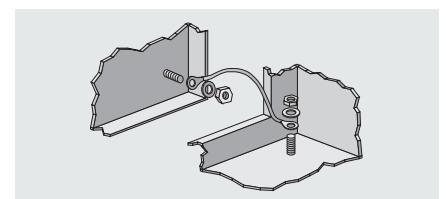
18 19" screw set M 5 / M 6 (50x)



- 50 cage nuts M 5/M 6
- 50 decorative washers M 5/M6 with collar
- 50 oval head screws M 5 x 12/M 6 x 16

Description	Order no.
Screw set M 5	630-991
Screw set M 6	630-994

19 Earthing kit



- the set enables VDE-compliant earthing of enclosure components
- cable cross-section \varnothing 2,5 mm²

Order no. (set)
500-840-00



Visions become reality...



Standard cabinet combination

- based on the VARI 500 enclosure system



**Movable server cabinet
depth 900 mm**



**control cabinet for industry
applications**